

**VIDYABHARATI SHAIKSHANIK MANDAL, AMRAVATI'S**

# **VIDYA BHARATI MAHAVIDYALAYA, AMRAVATI**

**REPORT**

**ON**

**FEEDBACK**

**2022-23**

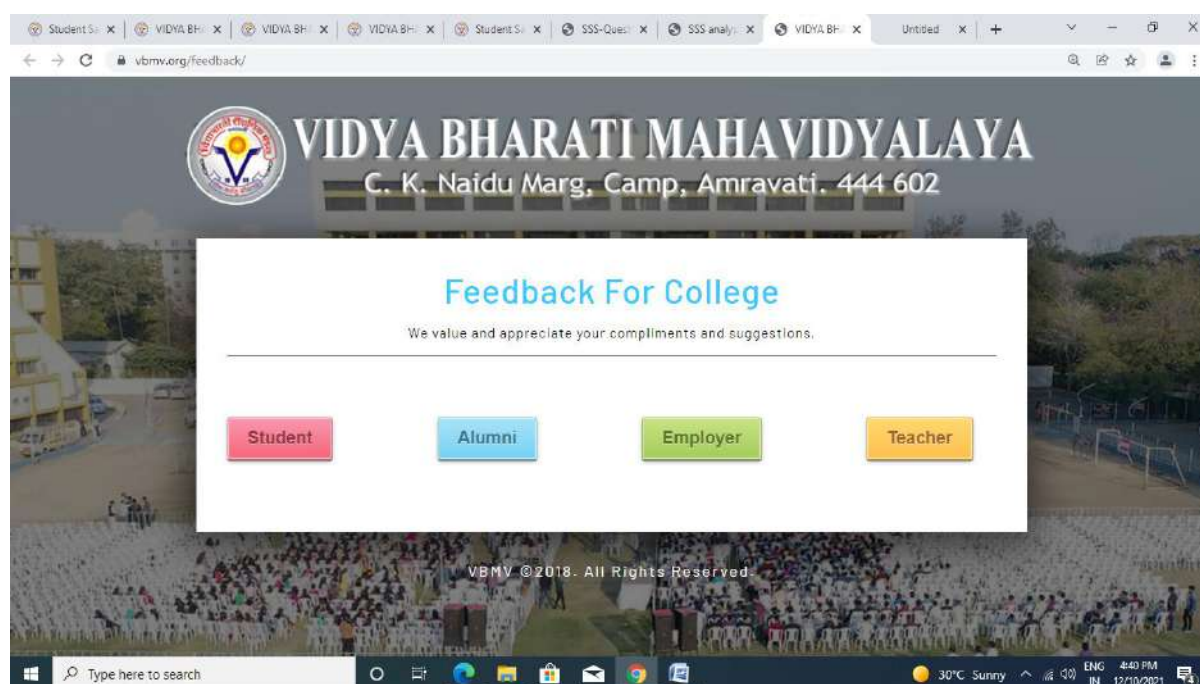
**VIDYA BHARATI MAHAVIDYALAYA, AMRAVATI**  
**Feedback Committee Report :- 2022-23**

**Feedback Type : Online**

**Website address : <https://www.vbm.org/>**

**Direct Link URL : <https://vbm.org/feedback/>**

**Screen Shot of Online Feedback Panel:**



**Summary of Statistics of Feedback Received:**

S. N.	Feedback Category	Total numbers of Stakeholder recorded feedback	Average Opinions of Answer in Percentage
1	Students' Feedback	1890	94.13
2	Teachers' Feedback	128	94.97
3	Alumni Feedback	138	88.06
4	Employer Feedback	21	89.45

**Average Rating of All Stakeholders Feedback Response found to be 91.65 %**

**Scale for Opinion of All Stakeholders found to be at Rank A (100-80).**

**VIDYA BHARATI MAHAVIDYALAYA, AMRAVATI**  
**Feedback Committee Report 2022-23**

Category : Students' Feedback

Total number of Students' recorded feedback : 1890

Total number of questions attempted : 11

Feedback Type : Online

**Tabular Analysis of Students' Feedback Response**

Qus. No.	Nature of Question	Opinions of Answer in Percentage				Scale of Opinion	% of Opinion
		Excellent	V.good	Good	Average		
01	How well did the teachers prepare for the classes?	62.07%	34.70%	1.69%	1.46%	Excellent & V. Good	96.77%
02	Fairness of the internal evaluation process by the teachers?	51.40%	37.66%	3.95%	6.87%	Excellent & V. Good	89.06%
03	Does the institution take active interest in promoting Internship, Industrial Visits, Seminars, and Expert Talks?	51.82%	41.00%	5.41%	1.65%	Excellent & V. Good	92.82%
04	Teaching and Mentoring process in the institution facilitates you in cognitive, social and emotional growth?	64.61%	30.29%	3.11%	1.92%	Excellent & V. Good	94.90%
05	Teachers inform you about your expected competencies, course outcome and programme outcomes?	68.21%	24.49%	4.72%	2.50%	Excellent & V. Good	92.70%

06	Overall quality of teaching and learning process in your institute is good?	83.11%	14.55%	1.54%	0.73%	Excellent & V. Good	97.66%
07	Did you feel the ambiance of the class room is good?	67.06%	27.91%	3.22%	1.73%	Excellent & V. Good	94.97%
08	Whether the Physical environment of the college is good for education?	68.06%	25.03%	4.76%	2.11%	Excellent & V. Good	93.09%
09	Whether the library facilities are suit for the self- learning for the students?	78.81%	18.35%	1.61%	1.15%	Excellent & V. Good	97.16%
10	Overall ambiance of the college is good?	54.47%	37.74%	5.72%	2.03%	Excellent & V. Good	92.21%
11	Suggestions if any	<b>Recorded</b>					
	Average Rating	94.13%					

Scale for opinion of stakeholder (Student, Teachers, Parents and Alumni)

A -> 100 - 80

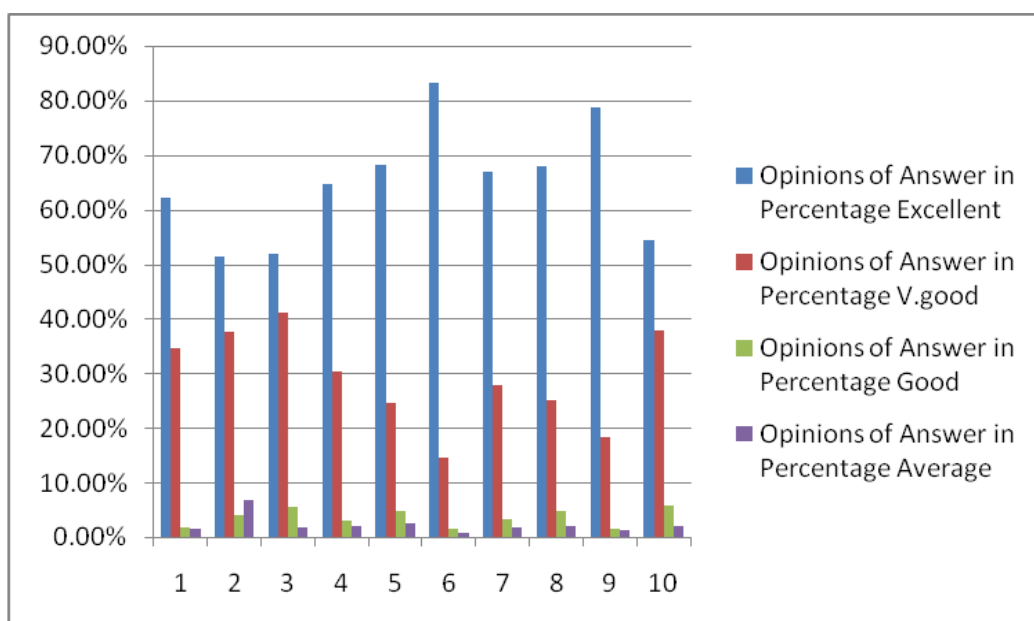
B -> 79 - 60

C -> 59 - 40

D -> Less than 40



## Graphical Analysis of Students' Feedback Response



## **Analysis of Students' Feedback Response**

### **Analysis Report on the Students' Feedback received (2022-23)**

We have received feedback from 1890 numbers of students' through online process by web link

Website address : <https://www.vbmvm.org/>

Direct Link URL : <https://vbmvm.org/feedback/>

*Average Rating of Students' Feedback Response found to be at **94.13%***

*Scale for Opinion of Students' found to be at Rank A (100-80).*

***The following are observations on students' feedback;***

1. Strengthening of extracurricular activities.
2. Guidance and counselling should be improved.
3. Students needed on more industry visits based on the courses.

**VIDYA BHARATI MAHAVIDYALAYA, AMRAVATI**  
**Feedback Committee Report: - 2022-23**

Category : Teachers' Feedback

Total number of Teachers' recorded feedback : 128

Total number of questions attempted : 11

Feedback Type : Online

**Tabular Analysis of Teachers' Feedback Response**

Qus. No.	Nature of Question	Opinions of Answer in Percentage				Scale of Opinion	% of Opinion
		A	B	C	D		
01	How do you feel about the courses that offer in the college, Is that helpful for the students to obtain a job after the courses?	Strongly Agree	Agree	Partially Agree	Not Agree	Strongly Agree and Agree	98.48 %
		61.11%	37.37 %	1.01%	0.00%		
02	Do you feel Vidya Bharati Mahavidyalaya is up to date to the current academic needs?	Strongly Agree	Agree	Partially Agree	Not Agree	Strongly Agree and Agree	89.90 %
		40.91%	48.99 %	9.90%	0.00%		
03	Did the institution provide FDPs and other programs at the right time to strengthen the teacher's skills and knowledge level?	Strongly Agree	Agree	Partially Agree	Not Agree	Strongly Agree and Agree	90.40 %
		38.38%	52.02 %	8.59%	0.51%		
04	Are you satisfied with the work environment of Vidya Bharati Mahavidyalaya?	Strongly Agree	Agree	Partially Agree	Not Agree	Strongly Agree and Agree	94.95 %
		47.98%	46.97 %	4.55%	0.00%		
05	Do you feel the institution takes active interest in promoting internship, Industrial Visits, Seminars	Strongly Agree	Agree	Partially Agree	Not Agree	Strongly Agree and Agree	98.49 %

	and expert talks?	62.63%	35.86 %	0.51%	0.00%		
06	Do you feel the teaching and Mentoring process in the institution facilitates the students' cognitive, social and emotional growth?	Strongly Agree 68.18%	Agree 31.32 %	Partially Agree 0.00%	Not Agree 0.00%	Strongly Agree and Agree	99.50 %
07	Do you feel the institution helps the students to identify their strengths and encourage them by providing the right level of challenges to overcome their weakness?	Strongly Agree 63.64%	Agree 29.80 %	Neither Agree nor Disagree 2.02%	Not Agree 1.01%	Strongly Agree and Agree	93.44 %
08	How do you rate the facilities like Canteen?	Strongly Agree 65.15%	Agree 31.31 %	Neither Agree nor Disagree 0.51%	Not Agree 0.00%	Strongly Agree and Agree	96.46 %
09	Do you feel the Library and other facilities are suitable for self-learning for the students?	Strongly Agree 63.13%	Agree 31.82 %	Neither Agree nor Disagree 2.02%	Not Agree 0.00%	Strongly Agree and Agree	94.95 %
10	Do you feel the ambiance of the institution is good?	Strongly Agree 61.11%	Agree 33.33 %	Neither Agree nor Disagree 2.02%	Not Agree 0.51%	Strongly Agree and Agree	94.44 %
11	<b>Recorded</b>						
	Average Rating						<b>94.97%</b>

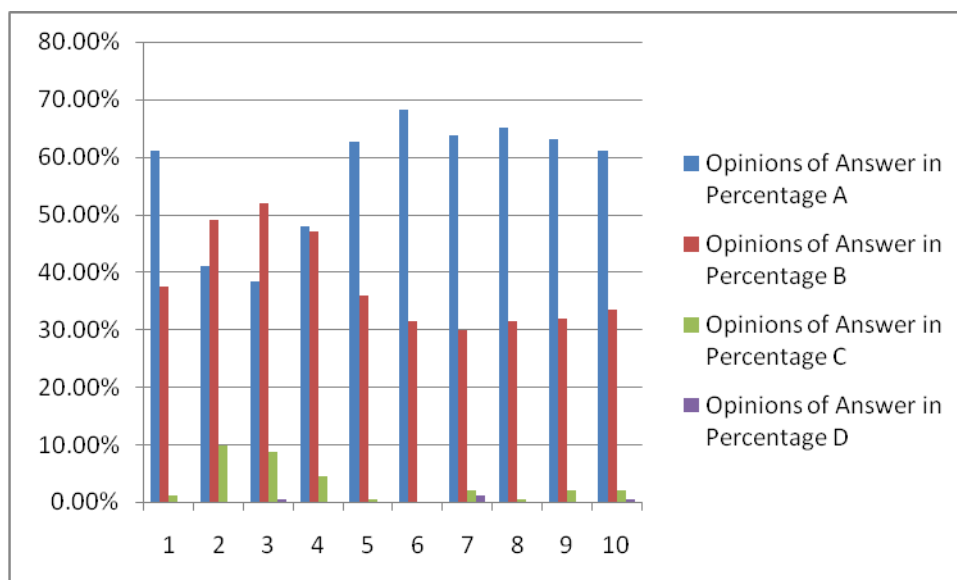
Scale for opinion of stakeholder (Student, Teachers, Parents and Alumni)

A -> 100 - 80      B -> 79 - 60      C -> 59 - 40      D -> Less than 40





## Graphical Analysis of Teachers' Feedback Response



## **Analysis of Teachers' Feedback Response**

### **Analysis Report on the Teachers' Feedback received (2022-23)**

We have received feedback from 128 numbers of Teachers' through online process by web link

Website address : <https://www.vbmvm.org/>

Direct Link URL : <https://vbmvm.org/feedback/>

*Average Rating of Teachers' Feedback Response found to be at 94.97 %*

*Scale for Opinion of Teachers' found to be at Rank A (100-80).*

***The following are the observations on teachers' feedback;***

1. Suggestions for teacher training for greater use of ICT in teaching learning process.
2. Encourage and support teachers in their research endeavors
3. Recognize and reward outstanding teaching performance

## VIDYA BHARATI MAHAVIDYALAYA, AMRAVATI

### Feedback Committee Report 2022-23

Category : Alumni Feedback

Total number of Alumni recorded feedback : 135

Total number of questions attempted : 10


Feedback Type : Online

### Tabular Analysis of Alumni Feedback Response

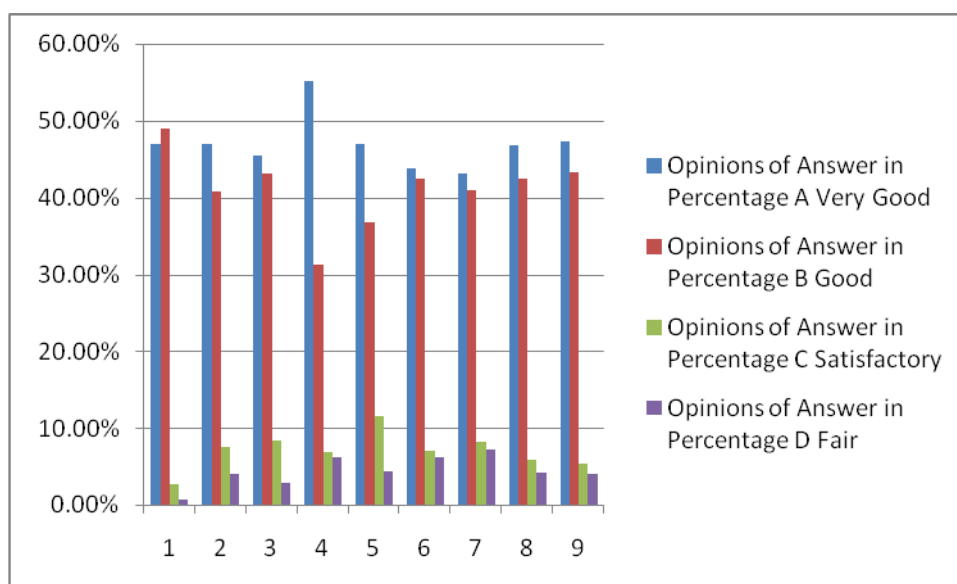
Qus. No.	Nature of Question	Opinions of Answer in Percentage				Scale of Opinion	% of Opinion
		A	B	C	D		
		Very Good	Good	Satisfactory	Fair		
1	How do you rate the courses that you have learnt in the college in relation to your current job or occupation?	46.94 %	48.98%	2.72%	0.68%	Very Good and Good	95.92%
2	Do you feel Vidya Bharati is up to date to the current Industrial Needs?	46.94 %	40.82%	7.48%	4.08%	Very Good and Good	87.76%
3	Do you feel the teachers illustrated the concepts of the subjects through live examples and applications?	45.38 %	43.13%	8.34%	2.87%	Very Good and Good	88.51%
4	Do you feel overall quality of teaching and learning process in the institution was good?	55.10 %	31.29%	6.80%	6.12%	Very Good and Good	86.39%
5	Do you feel the institution takes active interest in promoting internship, Industrial Visits, Seminars and expert talks?	46.94 %	36.73%	11.56 %	4.40%	Very Good and Good	83.67%
6	Do you feel Teaching and Mentoring process in the institution facilitates you cognitive, social and emotional growth?	43.84 %	42.44%	6.94%	6.25%	Very Good and Good	86.28%
7	Does the institution help you to identify your strength and encourage you by provided right level of	43.17 %	40.94%	8.25%	7.25%	Very Good and	84.11%

	challenges to overcome your weakness?					Good	
8	Do you feel the Library and other facilities are suitable for self-learning for the students?	46.81 %	42.44%	5.81%	4.18%	Very Good and Good	89.25%
9	Do you feel the ambiance of the institution is good?	47.28 %	43.36%	5.39%	3.94%	Very Good and Good	90.64%
10	Any other suggestions/comments	Recorded					
	Average Rating						88.06%

Scale for opinion of stakeholder (Student, Teachers, Parents and Alumni)



### Graphical Analysis of Alumni Feedback Response



### **Analysis Report on the Alumni Feedback received (2022-23)**

We have received feedback from 135 numbers of Alumni through online process by web link Website

**address:** <https://www.vbmvm.org/>

**Direct Link URL:** <https://vbmvm.org/feedback/>

The following are the observations of Alumni feedback;

1. Suggestions to organize workshops and seminars focused on leadership development.
2. Average Rating of Alumni Feedback Response found to be at **88.06%**
3. Scale for Opinion of Alumni found to be at Rank 'A' (**100-80**).

## VIDYA BHARATI MAHAVIDYALAYA, AMRAVATI

### Feedback Committee Report 2022-23

Category : Employer Feedback

Total number of Employer recorded feedback : 21

Total number of questions attempted : 11

Feedback Type : Online


#### Online Feedback Submission

#### Tabular Analysis of Employer Feedback Response

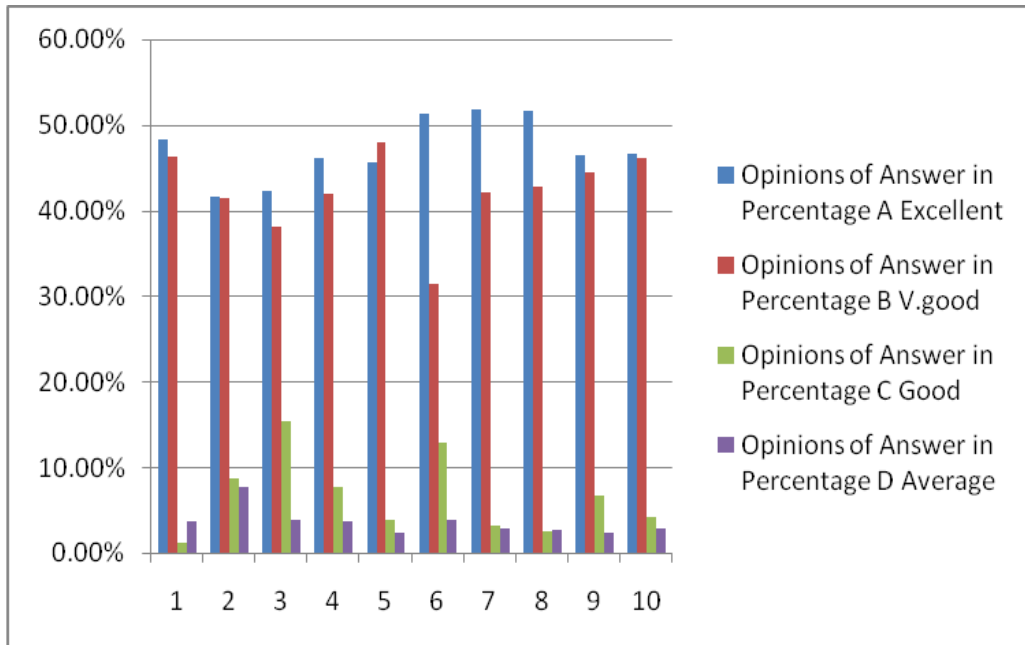
Qus. No.	Nature of Question	Opinions of Answer in Percentage				Scale of Opinion	% of Opinion
		A	B	C	D		
		Excellent	V.good	Good	Average		
1	How do you feel about the students of Vidya Bharati Mahavidyalaya, do they meet your expectations?	48.31%	46.32%	1.12%	3.69%	Excellent & Good	94.63%
2	Do you feel Vidya Bharati Mahavidyalaya is up to date to the current industrial needs?	41.62%	41.46%	8.69%	7.69%	Excellent & Good	83.08%
3	How do you rate the students when they are placed on the job?	42.31%	38.12%	15.30%	3.80%	Excellent & Good	80.43%
4	How do you rate the students attending the interview, does they attend the interview in a professional way?	46.15%	41.92%	7.69%	3.70%	Excellent & Good	88.07%

5	Does the student's academic and non-academic reports provided by the institution are good enough to understand the capability of the students?	45.62%	48.00%	3.85%	2.30%	Excellent & Good	93.62%
6	Do you feel the institution is good for students' career progress?	51.30%	31.38%	12.87%	3.90%	Excellent & Good	82.68%
7	How do you rate the experience with Vidya Bharati Mahavidyalaya on the day of interview?	51.85%	42.08%	3.10%	2.85%	Excellent & Good	93.93%
8	Do you feel the students have enough practical knowledge?	51.68%	42.75%	2.54%	2.70%	Excellent & Good	94.43%
9	Do you feel the institution maintains a relationship with your institution/company for a long time?	46.50%	44.40%	6.72%	2.36%	Excellent & Good	90.90%
10	Do you feel the ambiance of the institution is good?	46.67%	46.08%	4.10%	2.85%	Excellent & Good	92.75
11	Suggestions if any	Recorded					
	Average Rating	89.45%					

Scale for opinion of stakeholder (Student, Teachers, Parents and Alumni)



## Graphical Analysis of Employer Feedback Response





## Analysis Report on the Employer Feedback received (2022-23)

We have received feedback from 21 numbers of Employers through online process by

Website address: <https://www.vbmvm.org/>

Direct Link URL: <https://vbmvm.org/feedback/>


The following are the observations of Employer feedback;

1. Average Rating of Employer Feedback Response found to be at **89.45%**
2. Scale for Opinion of Employer found to be at Rank 'A' (100-80).
3. Internships/Project works have to be increased.
4. Syllabi be made more relevant as per the requirement of the industry.

This report has been prepared by following members:

SN	Name of Teachers	Designation
1.	Dr.P.G.Bansod	Coordinator,IQAC
2.	Dr. V.P.Shekokar	Convener
3.	Prof. C.C. Jadhav	Member

Date: 22.07.2023

  
Dr. P.G. BANSOD  
Coordinator  
Internal Quality Assurance Cell  
Vidya Bharati Mahavidyalaya  
Camp, Amravati-431002 (M.S.)

  
Principal